



## Welcome to IADT

Here at IADT, Ireland's campus for the Creative Industries, we are all about making things happen. Our courses are designed to make things happen too: to create graduates who are curious collaborators and tech savvy innovators; who are storytellers and creators. We offer a wonderfully diverse range of courses, and we collaborate with our students to explore new opportunities and new ways of working.

Some IADT courses ask prospective students to submit a portfolio, which should demonstrate your enthusiasm for the course as well as your interests and strengths. Please use these guidelines to help put together your portfolio; they are designed to help you ensure it becomes the perfect showcase for your work.

### Tips to make the most of your portfolio:

- Your portfolio is a collection of work that showcases your interests and enthusiasms.
- You should include both finished work as well as work-in-progress.
- It should demonstrate creativity, curiosity and your original ideas, as well as your ability to work around selected themes.
- You can include work you have completed in school, on portfolio courses and also independent/self-directed work. We like to see a portfolio that demonstrates visual skill, creativity, self-motivation, inventiveness, experimentation, flexibility and stylistic variation so select carefully from the work you have to ensure you are presenting your best work.
- Your portfolio is the best way to demonstrate your energy and enthusiasm – so enjoy putting it together!

### A portfolio is required for application to:

DL827	BA (Hons) Art
DL845	BA (Hons) Design for Film
DL826	BA (Hons) Graphic Design
DL832	BA (Hons) Animation
DL847	BA (Hons) 3D Animation
DL838	BA (Hons) Creative Music Production
DL844	BA (Hons) Television
DL843	BA (Hons) Film
DL856	BA (Hons) Film (Joint International programme)
DL833	BA (Hons) Photography + Visual Media
DL850	BA (Hons) Immersive Media Production



# Design + Visual Arts Portfolio Guidelines



## Your portfolio should:



### Be organised

Decide how best to arrange your work. For example, it may be chronological or in thematic sections where the initial work is placed next to final pieces.

### Be selective

Include and highlight your best work. We appreciate quality not quantity. Do not include more than 25 final pieces. Show work relevant to the course.



### Be clear

If you are including team work, tell us what your role was.

### Show large or 3D work

We are always pleased to see such work, but please present it as photographs or other documentation.



### Include notebooks

Sketchbooks, journals or visual diaries. We want to see how you document your working process. Notebooks can be uploaded to our portfolio platform as videos of you flicking through the pages, or as a series of still images.

### Include a CV and Personal Statement

Be sure to include a copy for each course you are applying to. Note details of hobbies, technical skills and involvement in activities relevant to that course.



### Be original

Don't include artwork that is a copy of someone else's work.

## Need some tips for getting started?

If you'd like some guidance to help you make pieces for your portfolio consider the following suggestions:

1. Choose a medium. Do you want to complete a piece of 2D visual art? A film? A piece of sculpture? Photography? Choose media that you enjoy or that you would really like to learn more about, but make sure to read the course-specific guidance for your chosen course(s) – some courses have very particular requirements.
2. Give yourself a theme. Giving yourself a theme to explore will support you to develop the range of work we like to see in a portfolio. Your portfolio can contain multiple pieces of work each with a different theme. Your theme(s) can be anything at all, a place, a colour, an identity, a word – it's up to you, we'd love to see how you play with themes.
3. Consider your format. You've chosen a medium, but how will you present a finished piece? Could it be a book or zine? A short film? A painting? A piece of costume? A storyboard? An object on a plinth? A gif or other digital art? etc... Deciding the format of your finished piece will give you a focus. Note as well that certain programmes will look for very specific work, so make sure to read the course specific information in this guide to ensure that you're developing the kind of work your chosen course(s) will be looking for.
4. Document your process and research. We want to see how you developed your work, so you should aim to include things like sketches, mock-ups, visual studies, experiments and failures you might experience along the way. We would also like to see what you researched; what was interesting or inspirational about your theme? What did you learn as you made your piece? Try to communicate your research to us in visual ways (e.g. through notebooks, visual diaries, blogs or other supporting documents).
5. Give yourself time. It takes time to develop and document your work. Make sure you are starting to work on your portfolio in plenty of time so that you can enjoy the development of work and also have the time to document and present your work in a format that is suitable for our digital submission portal.



## Art

### Your portfolio will normally include:

#### – Experimentation and exploration

Our students work across many different areas and media so show us a variety of work, different media and approaches. Many activities that you are involved in have application to the study of Art. If you are fascinated and active and get inspiration from another activity... think of a way to show us that in your portfolio too!

#### – A variety of observational drawings

For example, drawings of spaces, places, objects and people. Consider how elements such as light and tone, shape and structure, movement and change can be observed.

#### – A selection of your best project work

Projects can include visual research work, development work and final outcomes. Work that is not solely image-based can be uploaded on our digital portfolio platform as short video clips, sound works, etc.

#### – 3D work as photographs

Include photography of sculptural, spatial or experimental 3D work. A short video showing 3D or site-specific work can be uploaded to show the context and environment.

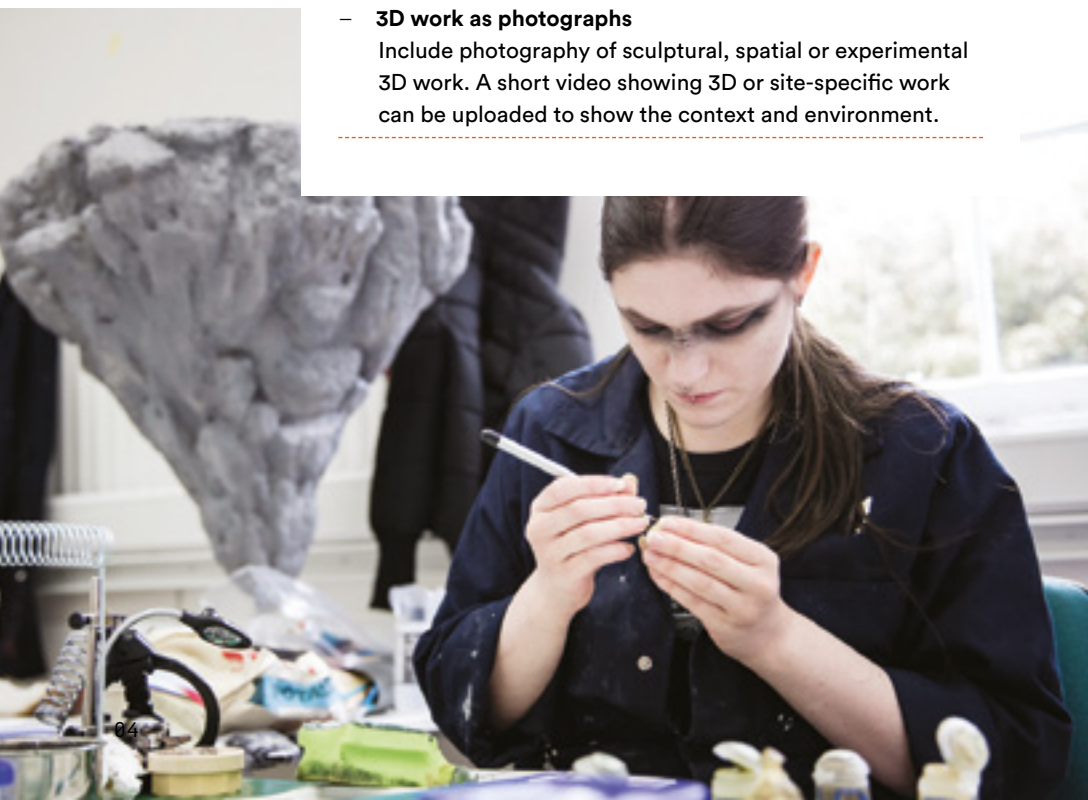
#### – Digital work

This could be 2D, 3D or 4D (time-based) work in any media/software.

#### – Notebooks and sketchbooks

Use your sketchbooks and visual journals to show us a real enthusiasm for your subject. Evidence of your creative process, methods of investigation and ideas is very important! You can show these as a selection of still images or upload, to our digital portfolio platform, short video sequences, i.e. flicking through some pages of your notebooks.

**Get it together!** Your portfolio is your showcase, so think carefully about what to include and how best to organise it.



## Design for Film

Design for Film welcomes applicants who have a keen interest in the narrative arts and in designing objects, environments and characters for film, television and theatre. Over the course of four years of study, successful applicants will specialise in one of five disciplines: Character, Costume, Model Making, Set or VFX design.

Portfolios can show a broad range of creative skills and interests, or they can specialise more closely in one or more of the five course disciplines. Your portfolio should show that you are a highly visual person, that you enjoy working in a variety of media, and that you are willing to explore ideas creatively.

### All portfolios should include:

#### – A wide range of creative work

#### – A variety of observational drawings

For example, life drawing and drawings of spaces, places, objects and people. Use your sketchbooks and visual journals to show us a real enthusiasm for your subject. Evidence of your creative process and ideas is very important. Try to show us work in a variety of media.

#### – A selection of your best project work and notebooks

Include work which shows your interests and enthusiasms. Include process work (e.g notebooks) as well as final pieces, we want to see how you develop your ideas. If you are including collaborative work, make sure to clearly tell us what your role was.

#### – Discipline specific content:

If you have a clear idea of the discipline(s) that interests you most, you can highlight this work in your portfolio. Some of the portfolios we assess are highly specialised while others are broader and demonstrate a range of skills and interests; we welcome both specialised and broad portfolios. See below for guidance about content for more specialised portfolios.

#### – Model Making

3D work as photographs. Include photography of sculptural, spatial or experimental 3D work.

#### – Games/VFX

This could be 2D or 3D work in any software. Include notebooks and sketchbooks.

#### – Character/Make-up

Character designers are interested in all aspects of character. We are looking for good ability in sculpting, 3D work, digital work in any software.

#### – Costume Design

Costume designers are interested in people and what they wear. You may have designs for costumes and characters, and you can show an interest in fashion, textiles, fabrics and materials.

#### – Production/Set Design

Set designers are primarily interested in dramatic spaces. This is a wide-ranging discipline so any spatial and 3D work is useful.

### Your personal statement:

#### – Who inspires you?

Do you have a favourite creator, influencer, artist, or designer?

#### – What moves you?

Can you tell us one example of a film, game, book, play, exhibition or show that has made a difference to you in your artistic journey?



## Graphic Design

### Your portfolio should include:

- **A wide range of creative work**  
Graphic Designers have an enthusiasm for exploring and communicating ideas through different media and techniques. We want to see how you enjoy creative problem solving and researching into particular topics or ideas as a way of making work which identifies and solves problems in creative ways.
- **A variety of observational drawings**  
For example, life drawing and drawings of spaces, places, objects and people.
- **A selection of your best project work**  
Include work which shows your interests and enthusiasms. Projects normally include some visual research work, development work and final outcomes.
- **3D work as photographs**  
Include photography of sculptural, spatial or experimental 3D work.
- **Digital work**  
This could be 2D or 3D work in any software.
- **Notebooks and sketchbooks**  
Use your sketchbooks and visual journals to show us a real enthusiasm for your subject. Evidence of your creative process and ideas is very important! We would like to see a range of testing and iteration to explore alternatives and choice for all concepts, techniques and media used. Show yourself to have a curious and playful mind!

“ It’s such an interesting course that it motivates me to go to college each day!”



# Film + Media Portfolio Guidelines



## Your portfolio should:



### Be organised

Decide how best to arrange your work. For example, it may be chronological or in thematic sections where the initial work is placed next to final pieces.

### Be selective

Include and highlight your best work. We appreciate quality not quantity. Do not include more than 25 pieces. Show work relevant to the course.



### Be clear

If you are including team work, tell us what your role was.

### Include notebooks

sketchbooks, journals or visual diaries. We want to see how you document your working process.



### Include a CV and Personal Statement

Be sure to include a copy for each course you are applying to. Note details of hobbies, technical skills and involvement in activities relevant to that course.

### Be original

Don't include artwork that is a copy of someone else's work.





## Animation

### Your portfolio should include:

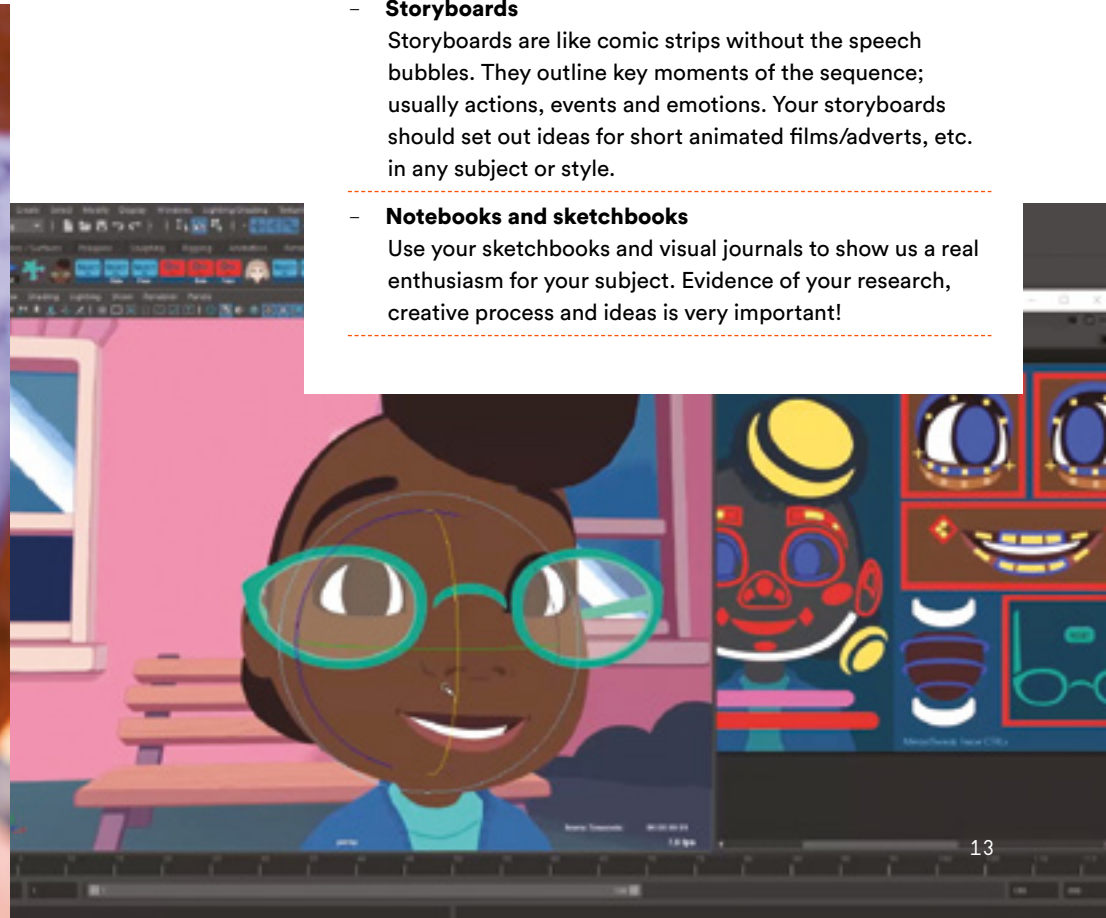
- **A variety of observational drawings**  
For example, life drawing, drawings of friends, family, animals, landscapes, objects, etc.
- **A wide range of creative work**  
Animation production artists have creative, conceptual, production and storytelling skills. It is not a requirement, but if you have examples of animated film work you have done previously, please include a short sample (max 1 minute total duration). It is also not a requirement, but if you have relevant photographs or prints please include these also.
- **A selection of your best original artworks**  
Your portfolio should show your interests in art, animation and the world around you.
- **A minimum of two storyboards**  
Storyboards are like comic strips without the speech bubbles. They outline key moments of the sequence; usually actions, events and emotions. Your storyboards should set out ideas for short animated films/adverts, etc. in any subject or style.

## 3D

## Animation

### Your portfolio should include:

- **A variety of observational drawings**  
For example, life drawing, drawings of friends, family, animals, landscapes, objects, etc.
- **A wide range of creative work**  
Animation production artists have creative, conceptual, production and storytelling skills. (3D digital art can be included but is NOT essential – it can be created in any software – include links to video work).
- **A selection of your best original artworks**  
Your portfolio should show your interests in art, animation and the world around you. This can include 2D as well as 3D work (physical 3D work should be submitted as photographs).
- **Storyboards**  
Storyboards are like comic strips without the speech bubbles. They outline key moments of the sequence; usually actions, events and emotions. Your storyboards should set out ideas for short animated films/adverts, etc. in any subject or style.
- **Notebooks and sketchbooks**  
Use your sketchbooks and visual journals to show us a real enthusiasm for your subject. Evidence of your research, creative process and ideas is very important!



## Creative Music Production

A portfolio is required for both the **Music Practice** and **Music Production** pathways via the IADT digital submission platform.

**Practice Pathway** - please provide a description of your planned audition (e.g. guitar and vocals of an original song).

### Production Pathway options 1 and 2:

#### Option 1:

- We are looking for 2 pieces of music, they do not have to be self-composed; we are looking for a detailed statement to accompany the submissions outlining what role you had in its creation, how it was recorded, how they would improve or alter the arrangement or recording in hindsight, etc., and to critically appraise the work.
- You are not marked on songwriting, but on a sense of experimentation and ambition in the tracks. More importantly, you are graded on your understanding of what you have given us, in terms of recording facilities, production techniques and mixing ability; we are not looking for perfect tracks, but an awareness of what can be achieved.
- There is a 25mb limit to the Audio submissions; we suggest 256 kps MP3 files.

#### Option 2:

- A short essay on a genre of music, artist, label, movement or event.
- We are looking for your thoughts, and a sense of inquiry.
- We do not want facts or figures but what you feel about an artist or an event.
- A review of a concert would look at all factors, the songs arrangements, the sound and lighting, the artist's relationship to the audience, and a detailed look at the performance itself.
- We are looking for ownership and enthusiasm in both options, with a sense of enquiry and passion for the subject matter in the second.

## Television

### Your portfolio should include:

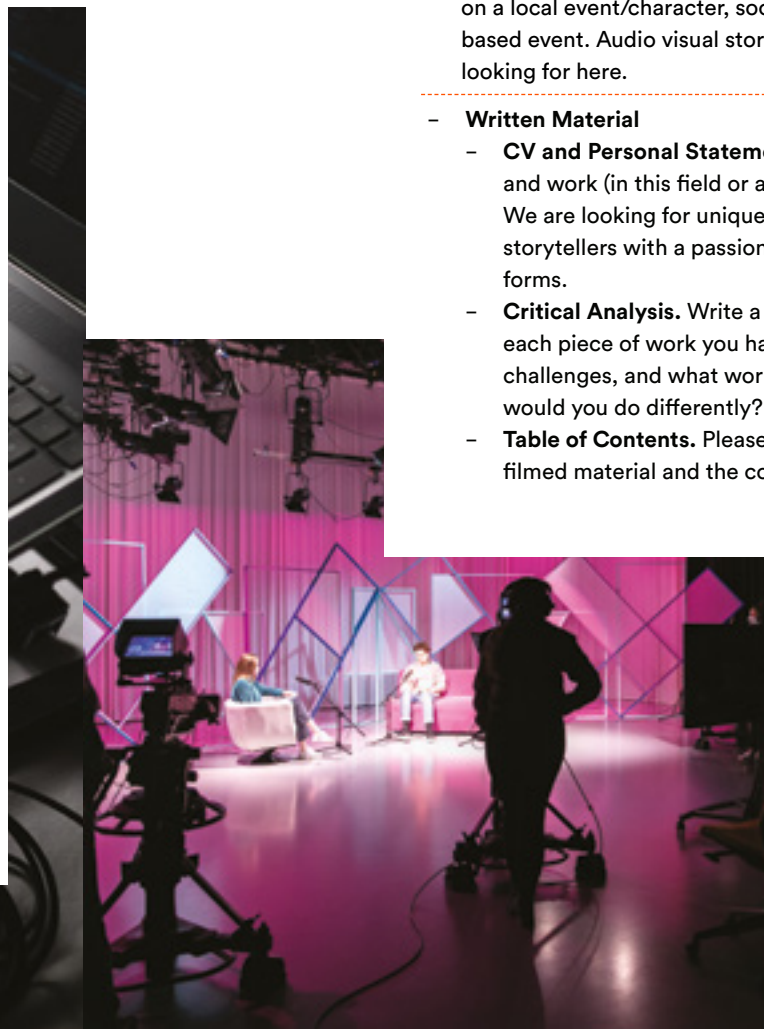
#### - Film and other moving image content

Please include **at least one** completed non-narrative video piece\* – this can be non-fiction, factual, entertainment or documentary. Short fiction films can be submitted but there will be an emphasis on non-scripted work in our assessment. Please state clearly your role(s) on each production and include this as part of your CV/personal statement. The panel will watch a minimum of five minutes – so put your best work first!

\*Examples might be making a short factual documentary on a local event/character, social, cultural and/or issue-based event. Audio visual storytelling ability is what we are looking for here.

#### - Written Material

- **CV and Personal Statement.** Listing relevant credits and work (in this field or a related one) is compulsory. We are looking for unique and original audio-visual storytellers with a passion for storytelling in all its forms.
- **Critical Analysis.** Write a short critical analysis of each piece of work you have submitted. Consider the challenges, and what worked and what didn't. What would you do differently?
- **Table of Contents.** Please include an index of the filmed material and the contents of your portfolio.



---

– **Other Material (optional)**

Crews include diverse creative contributors. If you have abilities or experience in a particular area, tell us about it!

Optional material you can submit could include:

- TV series or one off. Include the duration, genre, channel and target audience. Give a short synopsis of your idea and how it will look and feel. Be imaginative but realistic!
  - Journalistic style writing is welcome. A piece/article on a local famous person, historical, political event for example. Review(s) of TV programming from across the genres (local and/or international) are an option. Speak about your own favourite piece of TV programming and why.
  - Screenplays or other creative writing; short stories, plays, etc. are accepted. Please include a short synopsis for each piece and let us know which scene(s) are best to read.
  - Audio Work. Radio items, podcasts, music you have composed, and interesting soundscapes are all welcome. If your interest is in sound design, please say so in your CV.
  - Production Work. Include any production or planning paperwork you have written such as research briefs, production packs or budgets.
  - Directing Work. Include pre-visualisation, notes you made on style or theme, shot lists, floor plans, and research notebooks.
  - Camera Work. If you have an interest in camera work or lighting, then please highlight it in the video material you submit, and include any relevant research material.
  - Photography. Include a selection of your best work in black + white and/or colour, and supply all images on print. If your work is digital, then supply high-quality .jpg. We look for photo essays or thematic work.
  - Showreel. If including a showreel, remember to clearly state your role(s) on each clip. A showreel is not a requirement.
- 



---

**Please note!**

The same portfolio can and may be considered for all Television and Film programmes if you are applying for more than one. However, please note the different portfolio requirements for each discipline. Each course will be assessed independently and will result in separate scores. The digital portfolio process will require a separate submission for each course. We recommend tailoring your application according to the requirements.

In addition to a portfolio, applicants to Film and/or Television courses may be invited to an online interview as part of the application process. They are short 10 minute conversations about the candidate's portfolio. We will also ask about the film or documentary presented and their interest in the programme and the medium.



All portfolios must be delivered online using the digital portfolio submission site.



### Your portfolio should include:

#### – Film and other moving image content

Please include **at least one** completed film – this can be fiction, documentary or experimental work. Please state clearly your role(s) on each production and include this as part of your CV/Personal statement.

- The panel will watch a minimum of five minutes – so put your best work first!

#### – Written Material

- **CV and Personal statement.** We are looking for unique and original audio visual storytellers with a passion for filmmaking in all its forms, listing relevant credits and work (in this field or a related one) is compulsory.
- **Critical Analysis.** Write a short critical analysis of each film or piece of work you have submitted. Consider the challenges, and what worked and what didn't. What would you do differently?
- **Table of Contents.** Please include an index of the filmed material and the contents of your portfolio.

#### – Other Material (optional)

Film crews include diverse creative contributors. If you have abilities or experience in a particular area, tell us about it! Optional material you can submit could include:

- Screenplays or other creative writing. Screenplays in the correct format (search for the industry-accepted screenplay format online), short stories, plays, etc. Please include a short synopsis for each piece and let us know which scene(s) are best to read.
- Audio Work. Radio plays, music you have composed, and interesting soundscapes are all acceptable. If your interest is in sound design, please say so in your CV.

- Drawing or Concept Work. Show us in a few relevant pieces that you have a good eye and imagination. You can submit storyboards, costume and production design sketches.
- Production Work. Include any production or planning paperwork you have written such as production packs or budgets.
- Directing Work. Include pre-visualisation, casting notes, notes you made on style or theme, shot lists, floor plans, and research notebooks.
- Camera Work. If you have an interest in cinematography, then please highlight it in the video material you submit, and include any relevant research material.
- Photography. Include a selection of your best work in black + white and/or colour, and supply all images on print. If your work is digital, then supply high-quality .jpg. We look for photo essays or thematic work.
- Showreel. If including a showreel remember to clearly state your role(s) on each clip.

#### Please note!

The same portfolio can and may be considered for all Television and Film programmes if you are applying for more than one. However, please note the different portfolio requirements for each discipline. Each course will be assessed independently and will result in separate scores. The digital portfolio process will require a separate submission for each course. We recommend tailoring your application according to the requirements.

In addition to a portfolio, applicants to Film and/or Television courses may be invited to an online interview as part of the application process. They are short 10 minute conversations about the candidate's portfolio. We will also ask about the film or documentary presented and their interest in the programme and the medium.

## Film (Joint International programme)\*

### Your portfolio should include:

- **Film and other moving image content**  
Please include **at least one** completed film – this can be fiction, documentary, experimental work or immersive storytelling. Please state clearly your role(s) on each production and include this as part of your CV/Personal statement.
- The panel will watch a minimum of five minutes – so put your best work first!
- **Written Material**
  - **CV and Personal Statement.**
  - We are looking for unique and original audio visual storytellers with a passion for filmmaking in all its forms, listing relevant credits and work (in this field or a related one) is compulsory. This is an international course that requires collaboration with students in other countries, as well as in built mobilities where you will travel and be based in different countries. Your classes will be a mix of in person and blended classes, and your fellow classmates will be situated across the joint campuses. Let us know why this new international approach is interesting to you and why you would be a good a good fit.
  - **Critical Analysis.** Write a short critical analysis of each film or piece of work you have submitted. Consider the challenges, and what worked and what didn't. What would you do differently?
  - **Table of Contents.** Please include an index of the filmed material and the contents of your portfolio.
- **Other Material (optional)**
  - Film crews include diverse creative contributors. If you have abilities or experience in a particular area, tell us about it!
  - Optional material you can submit could include:
    - Immersive storytelling or artwork. Have you created a film or art work in an emerging medium? If it showcases you as a filmmaker or artist include it and show us how you engage with storytelling in new ways.
    - Screenplays or other creative writing. Screenplays in the correct format (search for the industry-accepted screenplay format online), short stories, plays, etc.

- Please include a short synopsis for each piece and let us know which scene(s) are best to read.
- Audio Work. Radio plays, music you have composed, and interesting soundscapes are all acceptable. If your interest is in sound design, please say so in your CV.
- Drawing or Concept Work. Show us in a few relevant pieces that you have a good eye and imagination. You can submit storyboards, costume and production design sketches.
- Production Work. Include any production or planning paperwork you have written such as production packs or budgets.
- Directing Work. Include pre-visualisation, casting notes, notes you made on style or theme, shot lists, floor plans, and research notebooks.
- Camera Work. If you have an interest in cinematography, then please highlight it in the video material you submit, and include any relevant research material.
- Photography. Include a selection of your best work in black + white and/or colour, and supply all images on print. If your work is digital, then supply high-quality .jpg. We look for photo essays or thematic work.
- Showreel. If including a showreel remember to clearly state your role(s) on each clip.

### Please note!

The same portfolio can and may be considered for all Television and Film programmes if you are applying for more than one. However, there are different portfolio requirements for each discipline. Each course will be assessed independently and will result in separate scores. The digital portfolio process will require a separate submission for each course. We recommend tailoring your application according to the requirements.

In addition to a portfolio, Film (Joint International programme) applicants will be invited to indicate a preferred country to begin their studies and may be invited to an online interview as part of the application process. They are short 10 minute conversations about the candidate's portfolio. We will also ask about the work presented, their interest in the programme, the medium and to discuss a possible mobility plan.

\* Subject to validation

## Photography + Visual Media


### Your portfolio should include:

- **20-25 pieces of work**  
From fashion and advertising, documentary to contemporary art and digital media, creative photographers are highly sought after and play a leading role in reflecting and defining our visual society and culture. We want to see your work which shows your interests and enthusiasm.
- **A personal statement**  
This should outline some information about you and your interest and passion for photography.
- **An outline of your experience**  
Include work that illustrates your level of experience and technical competence to-date.
- Work which shows your level of **understanding of composition, light, texture and form** when creating photographic images.
- Examples of both **monochrome** and **colour** photographs.
- As we believe photographs work in series, include **selections of photographs** that you think work together under a theme, for example, **Portraits, Landscapes, Friends, Colour, Still Life**, etc.
- Professional photographers now work across media, please include **other media** you may have worked or experimented with, for example, **moving image**.

**Giving yourself a theme to explore will support you to develop the range of work we like to see in a portfolio**

- **Published work**  
If you have had work published to-date, we would like to see it! This could be work published in print or if featured online or social media; include for example, screen grabs of your published work.
- **A research journal** which can include clippings and other primary **research material** that demonstrates your active **interest in photography and image making**. Use your **notebooks** and **visual journals** to show us a real enthusiasm for your subject. Evidence of your creative process and ideas is very important!

**Talk to the experts! We offer portfolio clinics at our Open Days, check [iad.t.ie](http://iad.t.ie) for info.**



## Immersive Media Production

This Tertiary course is delivered collaboratively by IADT, Bray Institute of Further Education (BIFE) and Ballyfermot College of Further Education (BCFE). Students study Years 1 & 2 at either BIFE or BCFE with shared modules provided by IADT. Applications are direct to either one of these Further Education colleges (not through CAO).

- **Instructions for portfolio submission are emailed to applicants on receipt of their online application to either BIFE or BCFE.**
- You will be required to submit a portfolio of work – in digital format – which should demonstrate your enthusiasm for the course as well as your interests and strengths.
- Typically, a portfolio will demonstrate the applicant's technical and visual skills, creativity, self-motivation, inventiveness, experimentation, flexibility, and stylistic variation.
- Applicants are not expected to be experts in immersive media but should display an interest in, and capacity for, the discipline.
- The portfolio should include 5 pieces chosen to demonstrate the range of technical skill, aptitude, motivation, experience and artistic/creative or related styles.
- A piece of work could be one of the following; a script, photography, drawing, montage, video, animation, application, game, 3D renders, audio recording or any other piece of creative work.
- A portfolio must also contain a short document that explains briefly how each piece was created (no more than 300 words per piece). Please let us know the methods you have used and the equipment / software that was involved in the creative process.
- Applicants may be called for interview if additional information is required to make an assessment.

“

Trust your talent. If you enjoy being creative, don't shy away from your talents, embrace them wholeheartedly. It leads to a whole world you can't even imagine yet.”



## FAQs

### How do I apply to IADT?

All applications for admission to the first year of our undergraduate courses must be made directly to the CAO by the 1st February. Please visit [cao.ie](http://cao.ie) for application guidelines.

Courses in Design + Visual Arts and Film + Media also require that you submit a portfolio of your work for assessment. These courses are referred to by the CAO as “Restricted”.

You can use the CAO Change of Mind facility (by the 1st July annually), to either remove a restricted course or change the order of preference in your application. You cannot apply to, or add, a new restricted course after the 1st February\*.

*\*Exceptional circumstances apply. For further information contact [admissions@iadt.ie](mailto:admissions@iadt.ie) or phone +353 1 239 4621*

**No late applications can be accepted – no exceptions!**

### How do I submit my portfolio?

Our digital portfolio submission platform will go live in December 2024. Portfolios can be submitted at [iadt-portfolio.awardsplatform.com](http://iadt-portfolio.awardsplatform.com).

The portfolio submission deadline is Tuesday 18th March 2025 at 5pm, (for all courses except Immersive Media Production which has a deadline of Friday 29th August 2025).

### Before you start your Digital Portfolio submission:

You will need your CAO number to begin your submission. All courses which require portfolio assessment must be included on your CAO application by 1st February.

Your digital portfolio should have a minimum of 10 pieces of work and a maximum of 25 pieces uploaded to your submission. You will also be asked to include a CV and write a personal statement. We have prepared some helpful tips for photographing your work.

Film + video files must be under 5MB for upload, larger files can be submitted via a url, YouTube, Vimeo, etc. You cannot supply links to any other website or file sharing app (e.g. Google Drive). Please make sure that any online videos are public and password free for assessing.

### How are portfolios scored?\*

Portfolios are scored out of 600 points; the pass mark is 240 points (40%). If you get less than 240 points, you will not be considered eligible for the course.

Scoring Overview:

- Total score for a portfolio is 600 points
- Scoring is divided into 4 categories as follows:

Category	Score	Guidelines
<b>Creative research &amp; the development of ideas</b>	150	<ul style="list-style-type: none"><li>– The development of ideas/ storytelling through experimentation and artistic documentation.</li><li>– Research into ideas, objects, and/or stories through the use of creative techniques.</li></ul>
<b>Technical ability &amp; presentation</b>	150	<ul style="list-style-type: none"><li>– Skilful use of artistic methods and techniques that are relevant to the programme(s) being applied for.</li><li>– This includes consideration of how the applicant has selected and presented their work.</li></ul>
<b>Use of media and/or materials</b>	150	<ul style="list-style-type: none"><li>– Ability to use various media and materials, convey original ideas and realise novel creative outcomes.</li><li>– This includes consideration of experimentation and incomplete works.</li></ul>
<b>Course specificity</b>	150	<ul style="list-style-type: none"><li>– The inclusion of work that demonstrates particular interest in and aptitude for the discipline(s) applied for.</li><li>– This may include discipline-specific techniques, practices, or media and stated ambitions.</li><li>– This includes consideration of the judgement the applicant displays through the selection and presentation of works.</li></ul>

**\* Please note Immersive Media Production portfolio is assessed on a pass / fail basis only.**



### How do I calculate my total points score?

---

- i. Take your portfolio score – e.g. 360 points.
- ii. Take your Leaving Certificate points, mature student score, or FETAC/QQI points – e.g. 400 points.
- iii. Add i to ii – e.g. 360 + 400 = 760 points. This is your total points score with which you compete for a place in the course.

Please check [iadt.ie/courses](http://iadt.ie/courses) for information on our courses minimum entry requirements.

### Can I submit the same Portfolio if applying for multiple courses?

---

Yes, however a separate portfolio submission is required for each course you apply to as they are assessed independently. For example, if you are applying to e.g. BA (Hons) Art and BA (Hons) Graphic Design you must make two portfolio submissions. This allows you to tailor your portfolio submission to each specific course. If you intend to submit the same portfolio for multiple courses, the platform allows you to copy your submission.

Please ensure your portfolio status is set to “Submitted” before the deadline. Portfolios left at “In Progress” will not be reviewed.

### What if I have prepared a ‘special project’ portfolio for other colleges – do I have to prepare a second portfolio for IADT?

---

Some institutions now limit you to the completion of a “special project” as the only content for your portfolio. At IADT we do not ask for a “special project” because we recognise that every applicant is different, and as such the portfolio should show your individual abilities, interests, and readiness to join one of our courses.

If you have completed a “special project”, or you are working on one – that is fine. If you are pleased with it, do include it in your portfolio. But please remember, we want to see the work that clearly shows you are ready for the opportunities offered by our courses.

### Are there any alternatives to the Portfolio Assessment?

---

Many of our programmes will offer on-campus or online workshops and masterclasses during which applicants will be guided to complete a body of work that is suitable for inclusion in your portfolio.

Portfolio masterclasses take place during the November Open Day and portfolio clinics take place during the February mid-term break

Visit [iadt.ie/portfolio](http://iadt.ie/portfolio) for more information on IADT Portfolio Guidelines and Assessments.


## Get in touch

T + 353 1 239 4400

E [info@iadt.ie](mailto:info@iadt.ie)

W [iadt.ie](http://iadt.ie)

S [@myiadt](https://www.instagram.com/myiadt)



# Ireland's campus for the Creative Industries

**You +**

**Institute of  
Art, Design +  
Technology  
Dún Laoghaire**

**iadt.ie**